

PZK PENSION FUND SCHEME
NO 2 LYONS VILLAS
HAMPTON ROAD
STANMORE
MIDDLESEX

HA7 3GF

**Client pack
April 2019**

PZK PENSION FUND SCHEME
NO 2 LYONS VILLAS
HAMPTON ROAD
STANMORE
MIDDLESEX

HA7 3GF

PZK PENSION FUND SCHEME / PZK PENS FD SCH - Z SHAH


(Note: RE: Z SHAH)

Client Pack as at 05/04/2019

Please find your account pack as attached. This pack details the transactions made and securities held in your account. This pack is important, therefore please check it thoroughly and if you believe that we have stated your securities incorrectly, please contact your Investment Manager/Relationship Manager or myself as soon as possible. The details of your account can also be viewed in the Client Portal, provided that your email address has been given to us.

Inv. Manager: LEE BARTLETT
Email: lee.bartlett@wgcplc.co.uk
Tel: 020 31008241

Yours faithfully,



Stephen Simper
Administration Director

Walker Crips Investment Management

Old Change House, 128 Queen Victoria Street, London EC4V 4BJ | 020 3100 8100 | client.services@wgcplc.co.uk | walkercrips.co.uk

Walker Crips Investment Management Limited is authorised and regulated by the Financial Conduct Authority and is a member of the London Stock Exchange. Registered in England number 4774117.

Date	01/05/2019
AE / Acc No.	OSV / 078235
Account Type	(E) Exec. Only
MiFID Client Type	Retail Client
Investment Risk	(E) Exec
Investment Aims or Objectives	(E) Exec
State Value Name	RE: Z SHAH

Table of Contents

Portfolio Valuation	3
Asset Allocation	7
Indices Values	8
Market Transactions - Standard Dealing Acc	9
Non-Market Transactions -	11
Non-Market Disposals -	12
Ledger Statement - Income Deposit Account - GBP	13
Important Information	14

Note: Click on the content description to go straight to that page

Portfolio Valuation

Portfolio Valuation as at 05/04/2019

Summary

Asset Class	%	Value £	Yield %	Estimated Income £*
Real Estate Securities	2.84	2,992.00	5.1805	155.00
Equities	96.85	102,006.40	6.1243	6,247.26
Cash	0.31	329.68	0.0000	0.00
Total		105,328.08	6.0784	6,402.26

* Estimated Income could be subject to rounding of decimal points.

Equities

Other

Quantity	Security Name	A/C	Close Price	Status	Cost £	Close Value £	Yield %	Income £
RETAILERS GENERAL								
140,000	GAME GROUP GBP0.05	C	£0.00	NT	97,779.00	0.00	0.0000	0.00
Totals					97,779.00	0.00	0.0000	0.00

United Kingdom

Quantity	Security Name	A/C	Close Price	Status	Cost £	Close Value £	Yield %	Income £
OIL INTEGRATED								
1,000	BP ORD USD0.25	C	£5.686	CD	6,093.04	5,686.00	5.5115	313.38
300	ROYAL DUTCH SHELL 'B'ORD EUR0.07	C	£24.97		8,297.75	7,491.00	5.7867	433.48
Totals					14,390.79	13,177.00	5.6679	746.86

PHARMACEUTICALS

500	GLAXOSMITHKLINE ORD GBP0.25	C	£15.94		7,833.91	7,970.00	5.0188	400.00
Totals					7,833.91	7,970.00	5.0188	400.00

TOBACCO

200	BRITISH AMERICAN TOBACCO ORD GBP0.25	C	£31.20	XD	7,242.26	6,240.00	6.5064	406.00	
300	IMPERIAL BRANDS PLC GBP0.10	C	£25.66		8,156.18	7,698.00	7.3184	563.37	
					Totals	15,398.44	13,938.00	6.9549	969.37

MEDIA

3,000	ITV ORD GBP0.10	C	£1.344	XD	4,906.39	4,032.00	5.9524	240.00
Totals					4,906.39	4,032.00	5.9524	240.00

ELECTRICITY

300	SSE PLC GBP0.50	C	£11.56	3,489.67	3,468.00	8.4343	292.50
Totals				3,489.67	3,468.00	8.4343	292.50

MULTI UTILITIES

750	NATIONAL GRID ORD GBP0.12431289	C	£8.348	6,048.47	6,261.00	5.5726	348.90
Totals				6,048.47	6,261.00	5.5726	348.90

GAS DISTRIBUTION

3,000	CENTRICA ORD GBP0.061728395	C	£1.107	CD	4,716.02	3,321.00	10.8401	360.00
Totals					4,716.02	3,321.00	10.8401	360.00

TELECOMMUNICATIONS

1,500	BT GROUP ORD GBP0.05	C	£2.2385	3,502.71	3,357.75	6.7769	227.55
3,000	VODAFONE GROUP ORD USD0.2095238	C	£1.4134	5,035.05	4,240.20	9.1979	390.01
Totals				8,537.76	7,597.95	8.1280	617.56

BANKS RETAIL

5,422	BARCLAYS PLC ORD GBP0.25	Noms	£1.6276		13,200.85	8,824.85	3.9936	352.43
10,984	LLOYDS BANKING GROUP ORD GBP0.1	Noms	£0.6221	XD	7,512.64	6,833.15	5.1599	352.58
16,994	LLOYDS BANKING GROUP ORD GBP0.1	C	£0.6221	XD	10,610.49	10,571.97	5.1599	545.50
690	ROYAL BANK OF SCOTLAND GROUP PLC ORD GBP1	Noms	£2.517	XD	2,135.77	1,736.73	2.1851	37.95
Totals					33,459.75	27,966.70	4.6071	1,288.46

LIFE ASSURANCE

1,000	AVIVA ORD GBP0.25	C	£4.305	XD	4,988.78	4,305.00	6.9686	300.00
1,750	LEGAL & GENERAL GROUP ORD GBP0.025	C	£2.863	XD	4,684.09	5,010.25	5.7352	287.35
Totals					9,672.87	9,315.25	6.3052	587.35

FINANCIAL SERVICES

1,750	STANDARD LIFE ABERDEEN PLC ORD GBP0.1396825396	C	£2.834	XD	5,448.11	4,959.50	7.9897	396.25
Totals					5,448.11	4,959.50	7.9897	396.25

Equities Totals 211,681.18 102,006.40 6.1244 6,247.25

Real Estate Securities

United Kingdom

Quantity	Security Name	A/C	Close Price	Status	Cost £	Close Value £	Yield %	Income £
REITS								
500	BRITISH LAND CO ORD GBP0.25	C	£5.984	XD	3,176.07	2,992.00	5.1805	155.00
Totals					3,176.07	2,992.00	5.1805	155.00
Real Estate Securities Totals					3,176.07	2,992.00	5.1805	155.00

Cash

Cash

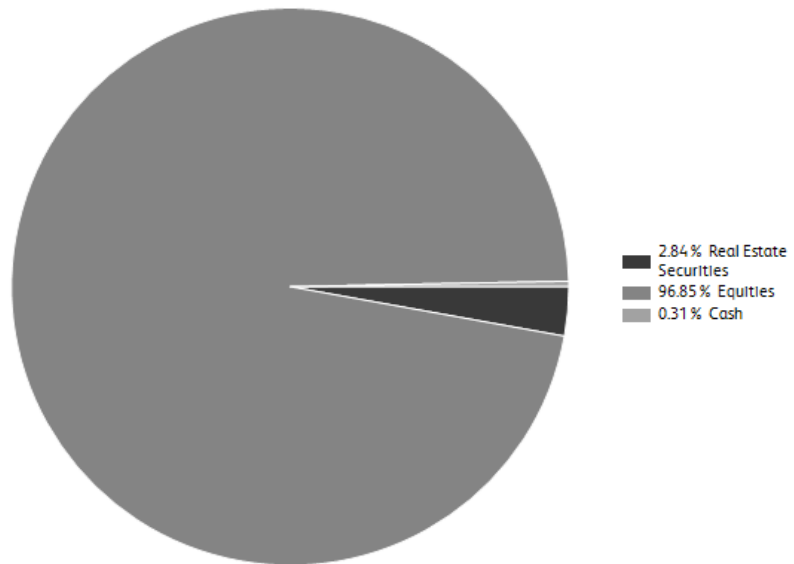
Quantity	Security Name	Value £	Yield %	Income £
Cash				
-20	Cash Capital - GBP	-20.00	0.0	0
349.68	Income - GBP	349.68	0.0	0
Totals		329.68		
Cash Totals		329.68		

Stock Status	Description
CD	Cum dividend
NT	Non Tradable
XD	Ex dividend

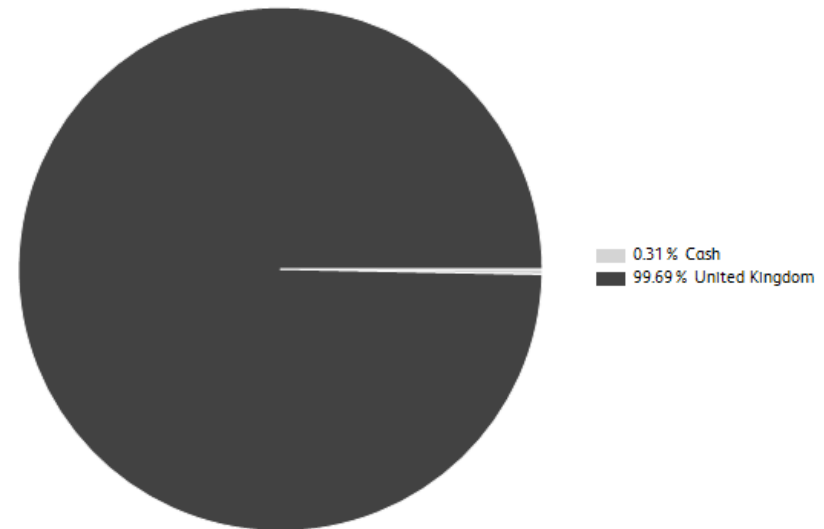
Where Stock Status = "NT", this means that these stocks are currently Non-Tradable, they cannot be bought or sold on an Exchange. This could be due to a temporary suspension requested by that company, a withdrawal from listing by that company, or other reasons. For more information, or if you believe this indicator to be incorrect, or if this security is actually tradable on the statement date, please contact your Investment Manager.

Asset Allocation
as at 05/04/2019
A/c 78235

Asset Class



Industrial Sector



Indices Values

for the period 05/04/2018 to 05/04/2019

Index Name	Index Level as at 05/04/2018	Index Level as at 05/04/2019	Percentage Change
FTSE 100 INDEX	7,199.50	7,446.87	3.44
FTSE 100 INDEX (TR)	6,178.70	6,674.80	8.03
FTSE 350 INDEX	4,011.25	4,125.36	2.84
FTSE 350 INDEX (TR)	6,902.77	7,395.09	7.13
FTSE AIM ALL SHARE INDEX	1,013.96	922.50	-9.02
FTSE AIM ALL SHARE INDEX (TR)	1,125.73	1,038.27	-7.77
FTSE ALL SHARE INDEX	3,961.28	4,067.44	2.68
FTSE ALL SHARE INDEX (TR)	6,890.35	7,367.84	6.93
FTSE GILTS ALL STOCKS	177.84	179.19	0.76
FTSE GILTS ALL STOCKS (TR)	3,564.35	3,690.81	3.55
MSCI WMA PRIVATE INVESTOR BALANCED	1,537.70	1,609.56	4.67
MSCI WMA PRIVATE INVESTOR BALANCED (TR)	2,158.67	2,321.28	7.53
MSCI WMA PRIVATE INVESTOR CONSERVATIVE	1,301.84	1,341.73	3.06
MSCI WMA PRIVATE INVESTOR CONSERVATIVE (TR)	1,566.85	1,658.11	5.82
MSCI WMA PRIVATE INVESTOR GLOBAL GROWTH	1,602.77	1,765.03	10.12
MSCI WMA PRIVATE INVESTOR GLOBAL GROWTH (TR)	1,843.97	2,070.38	12.28
MSCI WMA PRIVATE INVESTOR GROWTH	1,584.39	1,671.41	5.49
MSCI WMA PRIVATE INVESTOR GROWTH (TR)	2,197.81	2,384.23	8.48
MSCI WMA PRIVATE INVESTOR INCOME	1,409.89	1,462.96	3.76
MSCI WMA PRIVATE INVESTOR INCOME (TR)	2,054.65	2,193.02	6.73

Market Transactions - Standard Dealing Acc

for the period 06/04/2018 to 05/04/2019

Purchases

Contract Date	Security	Order Type	Venue	A/C	Reference	Time Of Deal	Curr	Quantity	Price	Gross Consideration	Accrued Interest	Execution Costs	Exchange Rate	Net Total
31/08/2018	LLOYDS BANKING GROUP ORD GBP0.1	M	XLON	C	B01395332	08:22	GBP	10,000	0.60	£5,954.00		£159.92		£6,113.92
01/10/2018	BP ORD USD0.25	M	CBKE	C	B01401874	15:32	GBP	1,000	5.93	£5,933.60		£159.44		£6,093.04
01/10/2018	AVIVA ORD GBP0.25	M	CBKE	C	B01401878	15:32	GBP	1,000	4.85	£4,854.70		£134.08		£4,988.78
01/10/2018	BT GROUP ORD GBP0.05	M	CBKE	C	B01401869	15:33	GBP	1,500	2.27	£3,402.75		£99.96		£3,502.71
01/10/2018	CENTRICA ORD GBP0.061728395	M	CBKE	C	B01401862	15:33	GBP	3,000	1.53	£4,588.20		£127.82		£4,716.02
01/10/2018	ITV ORD GBP0.10	M	CBKE	C	B01401865	15:34	GBP	3,000	1.59	£4,774.20		£132.19		£4,906.39
01/10/2018	LEGAL & GENERAL GROUP ORD GBP0.025	M	XLON	C	B01401853	15:34	GBP	1,750	2.60	£4,557.00		£127.09		£4,684.09
01/10/2018	NATIONAL GRID ORD GBP0.12431289	M	CBKE	C	B01401857	15:35	GBP	750	7.85	£5,890.05		£158.42		£6,048.47
01/10/2018	STANDARD LIFE ABERDEEN PLC ORD GBP0.1222222	M	CBKE	C	B01401836	15:35	GBP	2,000	3.05	£6,091.80		£163.16		£6,254.96
01/10/2018	VODAFONE GROUP ORD USD0.2095238	M	CBKE	C	B01401841	15:37	GBP	3,000	1.63	£4,899.90		£135.15		£5,035.05
01/10/2018	SSE PLC GBP0.50	M	CBKE	C	B01401844	15:37	GBP	300	11.30	£3,390.00		£99.67		£3,489.67
01/10/2018	BRITISH LAND CO ORD GBP0.25	M	CBKE	C	B01401848	15:38	GBP	500	6.17	£3,083.60		£92.47		£3,176.07
01/10/2018	GLAXOSMITHKLINE ORD GBP0.25	M	CBKE	C	B01401826	15:39	GBP	500	15.27	£7,634.50		£199.41		£7,833.91
01/10/2018	IMPERIAL BRANDS PLC GBP0.10	M	CBKE	C	B01401831	15:40	GBP	300	26.50	£7,949.37		£206.81		£8,156.18
01/10/2018	ROYAL DUTCH SHELL 'B' ORD EURO.07	M	CBKE	C	B01401816	15:43	GBP	300	26.96	£8,088.87		£208.88		£8,297.75
01/10/2018	BRITISH AMERICAN TOBACCO ORD GBP0.25	M	CBKE	C	B01401823	15:44	GBP	200	35.28	£7,056.44		£185.82		£7,242.26
Totals GBP												£2,390.29		

Execution Cost Totals GBP

£2,390.29

Key To Venues

XLON	THE LONDON STOCK EXCHANGE
CBKE	CBKE

Key To Order Type

M	Market Order
---	--------------

If you require a detailed breakdown of charges, please contact your Investment Manager whose details are shown in the covering letter

Non-Market Transactions -

for the period 06/04/2018 to 05/04/2019

Event Date	Description	Quantity	Security	Cost/Proceeds
22/10/2018	Holding Adjustment	(2,000)	STANDARD LIFE ABERDEEN PLC ORD GBP0.1222222	(6,254.96)
22/10/2018	Acquired by Consolidation	1,750	STANDARD LIFE ABERDEEN PLC ORD GBP0.1396825396	5,448.11
22/10/2018	Acquired by Consolidation	2,000	STANDARD LIFE ABERDEEN PLC B SHARES	806.85

Non-Market Disposals -

for the period 06/04/2018 to 05/04/2019

Event Date	Description	Quantity	Security	Cost/Proceeds
02/11/2018	Redemption	(2,000)	STANDARD LIFE ABERDEEN PLC B SHARES	679.80

Ledger Statement - Income Deposit Account - GBP

for the period 06/04/2018 to 05/04/2019

Trade Date	Set. Date	Narrative	Debit	Credit	Balance
06/04/2018		OPENING BALANCE			583.08
26/04/2018	26/04/2018	TRANSFER TO SETTLEMENT	20.00		563.08
29/05/2018	29/05/2018	DIVIDEND PAID GROSS ON 10984 LLOYDS BANKING G		225.17	788.25
20/08/2018	20/08/2018	TRANSFER TO SETTLEMENT(D)	138.00		650.25
17/09/2018	17/09/2018	DIVIDEND PAID GROSS ON 5422 BARCLAYS ORD 25P		135.55	785.80
17/09/2018	17/09/2018	TRANSFER TO SETTLEMENT	650.25		135.55
26/09/2018	26/09/2018	DIVIDEND PAID GROSS ON 10984 LLOYDS BANKING G		117.53	253.08
12/10/2018	12/10/2018	DIVIDEND PAID GROSS ON 690 RYL BK SCT (PSTCN)		13.80	266.88
15/10/2018	15/10/2018	TRANSFER TO SETTLEMENT(D)	266.88		0.00
09/11/2018	09/11/2018	DIV BRITISH LAND		31.00	31.00
14/11/2018	14/11/2018	TRANSFER TO SETTLEMENT	6.20		24.80
23/11/2018	23/11/2018	DIV 3/- CENTRICA		108.00	132.80
05/04/2019	05/04/2019	DIVIDEND PAID GROSS ON 5422 BARCLAYS ORD 25P		216.88	349.68
		CLOSING BALANCE			349.68

Important Information

1. This pack details the transactions made and securities held in your account. This pack is important, therefore please check it thoroughly and if you believe that we have stated your securities incorrectly, please contact your Investment Manager/Relationship Manager or the Administration Director as soon as possible. The details of your account can also be viewed in the Client Portal, provided that your email address has been given to us.
2. Walker Crips Investment Management Limited, a subsidiary of Walker Crips Group PLC, is authorised and regulated by the Financial Conduct Authority, and is a member of the London Stock Exchange.
3. *Source:* FTSE International Limited ('FTSE') © FTSE 2011. FTSE® is a trademark jointly owned by London Stock Exchange Plc and the Financial Times Limited and is used by FTSE International Limited under licence. All rights in the FTSE indices and/or FTSE ratings vest in FTSE and/or its licensors. Neither FTSE nor its licensors accept any liability for any errors or omissions in the FTSE indices and/or FTSE ratings or underlying data. No further distribution of FTSE Data is permitted without FTSE's express written consent.
4. *Source:* MSCI. The MSCI WMA Private Investor Index Series data (MSCI data) is comprised of a custom index calculated by MSCI for, and as requested by, The Personal Investment Management and Financial Advice Association (PIMFA). The MSCI data is for internal use only and may not be redistributed or used in connection with creating or offering any securities, financial products or indices. Neither MSCI nor any other third party involved in or related to compiling, computing or creating the MSCI data ('the MSCI Parties') makes any express or implied warranties or representations with respect to such data (or the results to be obtained by the use thereof), and the MSCI Parties hereby expressly disclaim all warranties of originality, accuracy, completeness, merchantability or fitness for a particular purpose with respect to such data. Without limiting any of the foregoing, in no event shall any of the MSCI Parties have any liability for any direct, indirect, special, punitive, consequential or any other damages (including lost profits) even if notified of the possibility of such damages.
5. Within this valuation income and yield figures are based on mid-market prices sourced from Interactive Data (Europe) Ltd, an external statistical agency, and are quoted as at the close of business on the valuation date, or the last business day before the valuation date. Some holdings may be priced on a less frequent basis in which case the latest available price will be used.
6. No warranty or representation is made as to the correctness, completeness and accuracy of information provided to Walker Crips Investment Management Limited from independent sources and no reliance should be placed thereon. Such data is indicative only.
7. Unquoted holdings are valued at prices obtained from accredited sources which can be supplied on request. Walker Crips Investment Management Limited accepts no responsibility for the accuracy of prices of unmarketable securities.
8. Where the original purchase price of a holding is unknown it is not included in the Book Cost. For taxation purposes, the Book Cost of a holding should be verified and should not be relied upon. Income and yield data is shown gross and, where appropriate, includes Tax Credit. You should note that, under current regulations, Tax Credit is not recoverable within an ISA.
9. Past performance is not indicative and not a guarantee of future performance. The value of any investment, and the income from it, can rise and fall with movements in stock markets, currencies and interests. These can move irrationally and can be affected unpredictably by diverse factors, including political and economic events.
10. Where an investment is denominated in a foreign currency, changes in exchange rates may cause your investment, or income, to go up or down.
11. Walker Crips Group (WCG), including its subsidiaries, is not authorised to provide tax advice. Any information on taxation, including Capital Gains Tax figures, is provided on a best endeavours basis and WCG will not be held liable for any errors or omissions. If you are in any doubt about your tax position, or if you require any advice on tax, please seek advice from a tax specialist.
12. Where you have advised us of your account (service) type, investment aims and risks, these will be shown at the front of the Pack. If you feel they are incorrect or have changed, please let us know as soon as possible.
13. Investment Trusts: Investment in small market capital securities can cause volatile movements in the share price. Movements in the price of investment companies might be more volatile than movements in the price of the underlying securities. Before investing in Investment Trusts it is important for clients to assess the level of risk attributable to a particular fund which can be significantly higher when a Trust is capable of extending gearing of the fund. This is especially the case for Split Level Trusts where the Capital shares may fall behind the Income and Zero Dividend shares in terms of repayment priority. Investors are strongly advised to consult with their Advisor to discuss risk levels and whether the particular Investment Trust is suitable for their financial circumstances.
14. Walker Crips, or persons associated with or connected to Walker Crips, including but not limited to their officers, directors, employees, may hold an interest, own or have positions in the securities/investments mentioned herein or related thereto: may have participated in transactions with the issuer(s) of the securities/investments; and/or may have performed services for or solicited business from such issuers. In addition, Walker Crips may invest or have positions in the securities/investments mentioned herein or related thereto on behalf of its discretionary investment management clients.
15. Our Terms of Service and Business are found in www.wcgplc.co.uk/businessetc
16. Our Recommended Standard Tariff - Supplementary Charges are found in www.wcgplc.co.uk/tariffs. If you require a printed copy by post, please contact your Investment Manager.
17. Our Privacy Statements are found in www.wcgplc.co.uk/privacy
18. Errors and omissions excepted (E & O E).