

PDR Group Pension Scheme  
Attn Mr R and Mrs P Raithatha  
Brakelond  
South Hill Avenue  
Harrow  
HA1 3PB

Private Banking

## **Investment Report** **6.4.2019 - 3.4.2020**

### **PDR GROUP PENSION SCHEME**

Portfolio Group: 312136

---



The World's Best Bank  
for Wealth Management

This page is intentionally left blank.

Private Banking

## Investment Report 6.4.2019 - 3.4.2020

**Portfolio Group**                **312136**

In the Name of                PDR GROUP PENSION SCHEME

Produced on                6.4.2020

Reporting Currency        GBP

Relationship Manager      Etchegoyen Henri

### Table of Contents

	Page
1. Overview	
1.1. Asset Allocation	3
Portfolio 312136-1	5
Portfolio 312136-2	15
2. Appendix	
2.1. Explanations	23
2.2. Financial Services Compensation Scheme - Information Sheet	25
2.3. Legal Information	27

## Scope of Analysis

As at 3.4.2020

Components	Portfolio	Asset Value in GBP	Opened
Portfolio Group: 312136			
<b>Investment Positions</b>			
GBP Portfolio	312136-1	213,637	30.01.2013
GBP Portfolio	312136-2	192,883	05.02.2014
<b>Total Investments</b>		<b>406,520</b>	
<b>Total Wealth</b>		<b>406,520</b>	

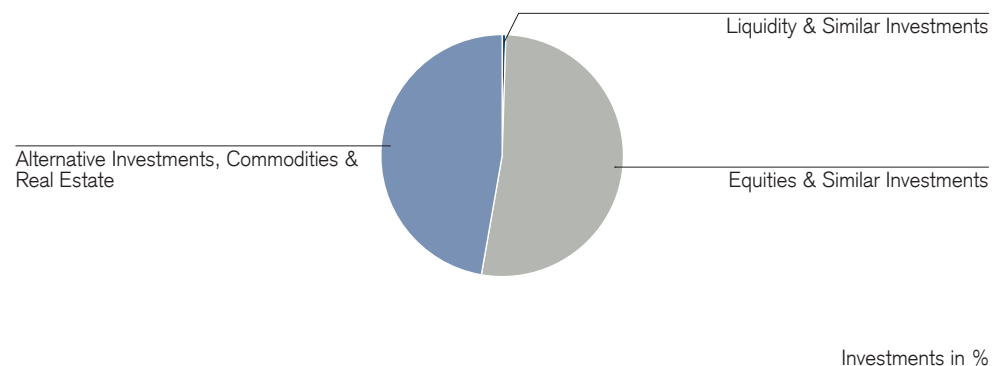
## 1. Overview

### 1.1. Asset Allocation

#### Asset Allocation by Asset Category

As at 3.4.2020

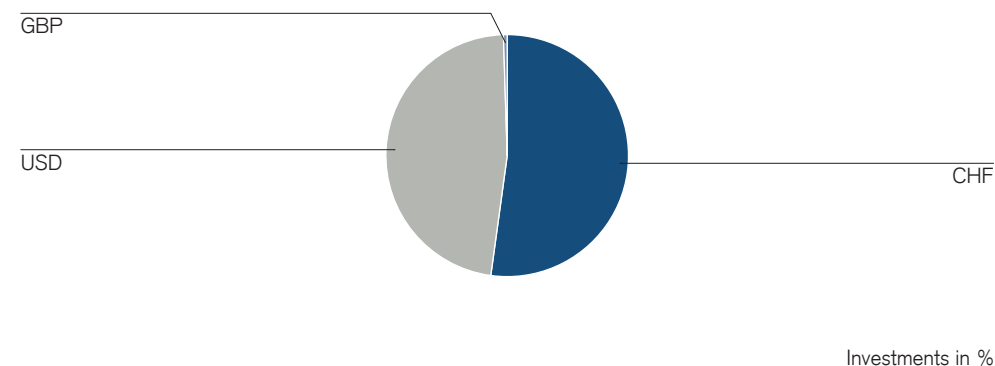
	Asset Value in GBP	Proportion
■ Liquidity & Similar Investments	1,739	0.43%
■ Equities & Similar Investments	212,547	52.29%
■ Alternative Investments, Commodities & Real Estate	192,234	47.29%
<b>Total Investments</b>	<b>406,520</b>	<b>100.00%</b>



#### Asset Allocation by Currency

As at 3.4.2020

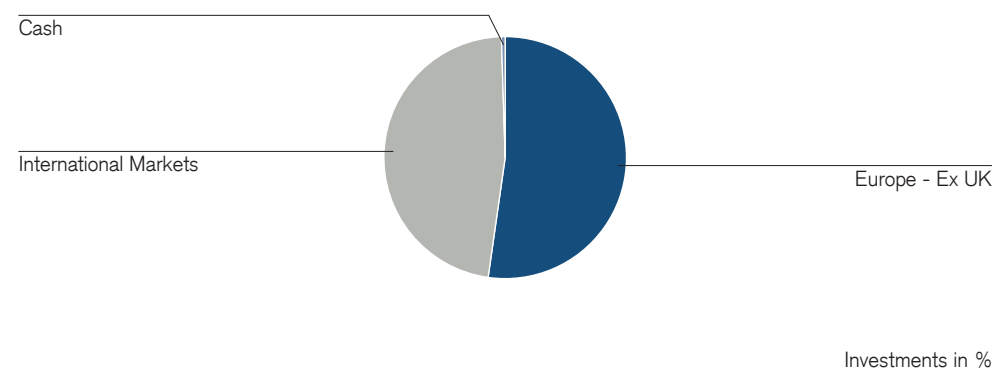
	Asset Value in GBP	Proportion
■ CHF - Swiss Franc	212,547	52.29%
■ USD - US Dollar	192,883	47.45%
■ GBP - Pound Sterling	1,090	0.27%
■ EUR - Euro	0	
<b>Total Investments</b>	<b>406,520</b>	<b>100.00%</b>



## Asset Allocation by Country/ Region

As at 3.4.2020

	Asset Value in GBP	Proportion
■ Europe - Ex UK	212,547	52.29%
■ International Markets	192,234	47.29%
■ Cash	1,739	0.43%
<b>Total Investments</b>	<b>406,520</b>	<b>100.00%</b>



Private Banking

## Investment Report 6.4.2019 - 3.4.2020

**Portfolio** 312136-1

In the Name of PDR GROUP PENSION SCHEME

Produced on 6.4.2020

Reporting Currency GBP

Relationship Manager Etchegoyen Henri

### Table of Contents

	Page
1. Overview	
1.1. Asset Allocation	7
2. Positions	
2.1. Investment Positions	9
3. Transactions	
3.1. Security Transactions	10
3.2. Cash Transactions	11

### Scope of Analysis

As at 3.4.2020

Components	Portfolio	Asset Value in GBP	Opened
<b>Investment Positions</b>			
GBP Portfolio	312136-1	213,637	30.01.2013
<b>Total Wealth</b>		<b>213,637</b>	



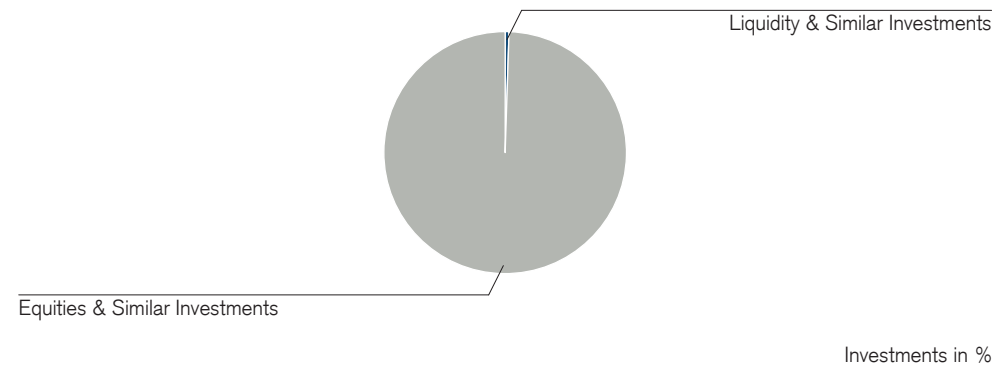
## 1. Overview

### 1.1. Asset Allocation

#### Asset Allocation by Asset Category

As at 3.4.2020

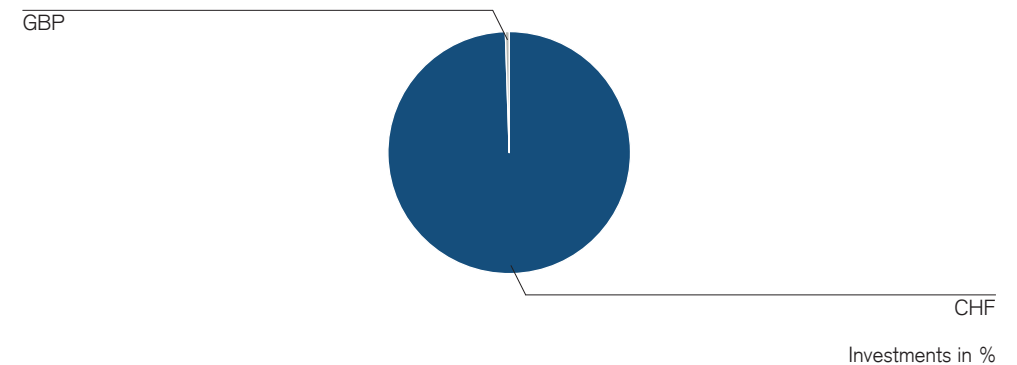
	Asset Value in GBP	Proportion
■ Liquidity & Similar Investments	1,090	0.51 %
■ Equities & Similar Investments	212,547	99.49 %
<b>Total Investments</b>	<b>213,637</b>	<b>100.00 %</b>



#### Asset Allocation by Currency

As at 3.4.2020

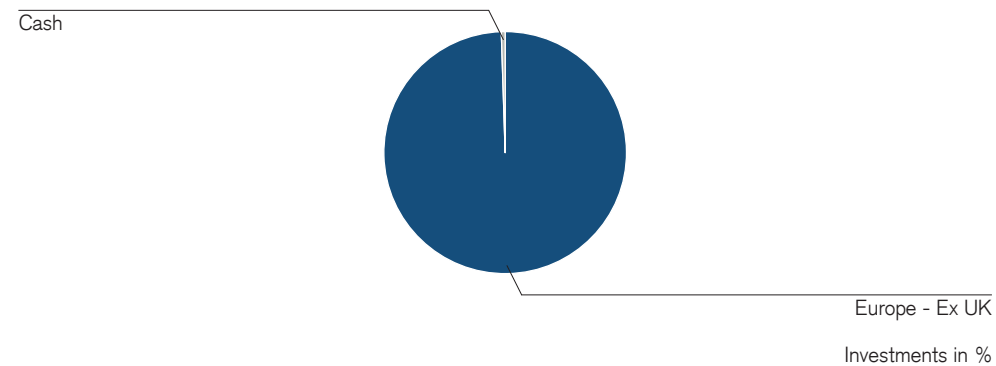
	Asset Value in GBP	Proportion
■ CHF - Swiss Franc	212,547	99.49 %
■ GBP - Pound Sterling	1,090	0.51 %
■ USD - US Dollar	0	
■ EUR - Euro	0	
<b>Total Investments</b>	<b>213,637</b>	<b>100.00 %</b>



## Asset Allocation by Country/ Region

As at 3.4.2020

	Asset Value in GBP	Proportion
■ Europe - Ex UK	212,547	99.49%
■ Cash	1,090	0.51%
<b>Total Investments</b>	<b>213,637</b>	<b>100.00%</b>



## 2. Positions

### 2.1. Investment Positions

As at 3.4.2020

Number/ Nominal	Description	Cost Valuation Cost Price Exchange Rate	Book Cost in GBP	Current Valuation Price/ Type Date	Value in GBP of which Accrued Interest Proportion in %	Profit/ Loss Unrealised in GBP of which Instrument of which Forex	P/L Unreal. in % Instr. in % FX in %
<b>Liquidity &amp; Similar Investments</b>							
<b>Accounts</b>							
CHF	0 CURRENT ACCOUNT - CAPITAL 80-10137908 Interest Rate -0.8% <sup>NM</sup>						
EUR	0 CURRENT ACCOUNT - CAPITAL 80-10137889 Interest Rate -0.4% <sup>NM</sup>						
GBP	1,089.85 CURRENT ACCOUNT - CAPITAL 80-10137897 Interest Rate 0.0000% <sup>NM</sup>				1,090 0.51%		
USD	0 CURRENT ACCOUNT - CAPITAL 80-10137878 Interest Rate 0.0000% <sup>NM</sup>						
<b>Total Liquidity &amp; Similar Investments</b>					<b>1,090 0.51%</b>		
<b>Equities &amp; Similar Investments</b>							
<b>Equities &amp; Similar Investments Europe - Ex UK</b>							
CHF	33,376 Credit Suisse Group AG Registered Shares CHF 0.04 CH0012138530 Held since: 08.05.2015 Depository: CS SWITZERLAND LTD CLIENT A/C	17.9607 1.3705 GBP/CHF	437,395	7.626 03.04.2020	212,547 99.49%	-224,848 -288,043 63,195	-51.41% -57.54% 6.13%
<b>Total Equities &amp; Similar Investments</b>			<b>437,395</b>		<b>212,547 99.49%</b>	<b>-224,848</b>	<b>-51.41%</b>
<b>Total Investments</b>			<b>437,395</b>		<b>213,637 100.00%</b>	<b>-224,848</b>	<b>-51.41%</b>
<b>of which Accrued Interest</b>					<b>0</b>		

### 3. Transactions

#### 3.1. Security Transactions

Period 6.4.2019 - 3.4.2020

Transaction			Number/ Nominal	Transaction Valuation		Value in GBP Exchange Rate	Cost Valuation		Book Cost in GBP Exchange Rate
Trade Date	Value Date	Transaction Type		Price	Transaction Currency		Cost Price	Position Currency	
<b>Equities &amp; Similar Investments</b>									
<b>Equities &amp; Similar Investments Europe - Ex UK</b>									
Credit Suisse Group AG Registered Shares CHF 0.04/ ISIN CH0012138530									
24.05.2019	28.05.2019	Securities Purchase Reference: SCTRSC1914400139	560	11.64 CHF		-5,157.15 1.2692 GBP/CHF			
30.08.2019	03.09.2019	Securities Purchase Reference: SCTRSC1924200016	2,300	11.475 CHF		-22,008.08 1.2004 GBP/CHF			
02.09.2019	04.09.2019	Securities Purchase Reference: SCTRSC1924500120	2,100	11.655 CHF		-20,504.98 1.1949 GBP/CHF			
27.02.2020	02.03.2020	Securities Purchase Reference: SCTRSC2005800066	3,760	11.46 CHF		-34,493.08 1.2500 GBP/CHF			

### 3.2. Cash Transactions

Period 6.4.2019 - 3.4.2020

Booking Date	Value Date	Transaction Type	Description	Debit	Credit	Balance
<b>Current Account - Capital - 80-10137878/ IBAN: GB77 CSUK 4062 4810 1378 78/ USD</b>						
Opening balance						0.00
No Transactions during this period						
Closing balance						0.00
Total costs associated with execution for the period were USD 0.00						
Total management fees for the period were USD 0.00						
<b>Current Account - Capital - 80-10137889/ IBAN: GB71 CSUK 4062 4810 1378 89/ EUR</b>						
Opening balance						0.00
No Transactions during this period						
Closing balance						0.00
Total costs associated with execution for the period were EUR 0.00						
Total management fees for the period were EUR 0.00						
<b>Current Account - Capital - 80-10137897/ IBAN: GB49 CSUK 4062 4810 1378 97/ GBP</b>						
Opening balance						1,335.90
25.04.2019	26.04.2019	Safecustody Fees	Safecustody Fees 01-2019 - 03-2019	170.14		1,165.76
08.05.2019	07.05.2019	Account Transfer	FT1912800008	148.30		1,017.46
28.05.2019	28.05.2019	Foreign Exchange	73.25 CHF FX1914800088 at 1.268039	57.77		959.69
24.07.2019	25.07.2019	Safecustody Fees	Safecustody Fees 04-2019 - 06-2019	180.87		778.82
22.08.2019	21.08.2019	Account Transfer	FT1923400007	152.39		626.43
02.09.2019	03.09.2019	Inward Telex Payment	/RFB/PUNAMPENSION 19/20 FT1924550017		10,000.00	10,626.43

Booking Date	Value Date	Transaction Type	Description	Debit	Credit	Balance
02.09.2019	03.09.2019	Inward Telex Payment	/RFB/PUNAMPENSION 19/20 FT1924550018		9,000.00	19,626.43
02.09.2019	03.09.2019	Inward Telex Payment	/RFB/PUNAMPENSION 19/20 FT1924550019		1,000.00	20,626.43
04.09.2019	04.09.2019	Account Transfer	FT1924700035	20,626.43		0.00
24.10.2019	25.10.2019	Safecustody Fees	Safecustody Fees 07-2019 - 09-2019	199.14		-199.14
22.11.2019	22.11.2019	Account Transfer	FT1932600038		199.14	0.00
23.01.2020	24.01.2020	Safecustody Fees	Safecustody Fees 10-2019 - 12-2019	223.96		-223.96
02.03.2020	02.03.2020	Inward Telex Payment	/RFB/PUNAMPENSION 19/20 FT2006250004		10,000.00	9,776.04
02.03.2020	02.03.2020	Inward Telex Payment	/RFB/LOAN 2 PDR PENSION FT2006250005		22,000.00	31,776.04
02.03.2020	02.03.2020	Foreign Exchange	43,116.35 CHF FX2006200064 at 1.213141	35,541.09		-3,765.05
02.03.2020	02.03.2020	Inward Telex Payment	/RFB/PUNAMPENSION 19/20 FT2006250014		5,000.00	1,234.95
04.03.2020	04.03.2020	Account Transfer	FT2006400124	145.10		1,089.85
<b>Closing balance</b>						<b>1,089.85</b>

Total costs associated with execution for the period were GBP 0.00

Total management fees for the period were GBP 0.00

**Current Account - Capital - 80-10137908/ IBAN: GB43 CSUK 4062 4810 1379 08/ CHF**

<b>Opening balance</b>						<b>0.00</b>
07.05.2019	07.05.2019	Cash Distribution	24656 Credit Suisse Gp Reg Shs CHF 0.04		6,472.20	6,472.20
24.05.2019	28.05.2019	Securities Purchase	560 Credit Suisse Gp Reg Shs CHF 0.04 at CHF 11.64	6,545.45		-73.25
28.05.2019	28.05.2019	Foreign Exchange	57.77 GBP FX1914800088 at 1.268039		73.25	0.00
28.06.2019	01.07.2019	Quarterly interest received gross		3.02		-3.02
05.07.2019	05.07.2019	Account Transfer	DEBIT BAL W-O FT1918600072		3.02	0.00

Booking Date	Value Date	Transaction Type	Description	Debit	Credit	Balance
30.08.2019	03.09.2019	Securities Purchase	2300 Credit Suisse Gp Reg Shs CHF 0.04 at CHF 11.48	26,418.50		-26,418.50
30.08.2019	03.09.2019	Account Transfer	FT1924200129		26,361.00	-57.50
02.09.2019	04.09.2019	Securities Purchase	2100 Credit Suisse Gp Reg Shs CHF 0.04 at CHF 11.66	24,501.40		-24,558.90
04.09.2019	04.09.2019	Account Transfer	FT1924700033		24,558.90	0.00
27.02.2020	02.03.2020	Securities Purchase	3760 Credit Suisse Gp Reg Shs CHF 0.04 at CHF 11.46	43,116.35		-43,116.35
02.03.2020	02.03.2020	Foreign Exchange	35,541.09 GBP FX2006200064 at 1.213141		43,116.35	0.00
<b>Closing balance</b>						<b>0.00</b>

Total costs associated with execution for the period were CHF 105.72

Total management fees for the period were CHF 0.00

#### **Aggregated fees and costs for portfolio 312136-1**

Total costs associated with execution for the period were GBP 105.72

Total management fees for the period were GBP 0.00





Private Banking

## Investment Report 6.4.2019 - 3.4.2020

**Portfolio** 312136-2

In the Name of PDR GROUP PENSION SCHEME

Produced on 6.4.2020

Reporting Currency GBP

Relationship Manager Etchegoyen Henri

### Table of Contents

	Page
1. Overview	
1.1. Asset Allocation	17
2. Positions	
2.1. Investment Positions	19
3. Transactions	
3.1. Security Transactions	20
3.2. Cash Transactions	21

### Scope of Analysis

As at 3.4.2020

Components	Portfolio	Asset Value in GBP	Opened
<b>Investment Positions</b>			
GBP Portfolio	312136-2	192,883	05.02.2014
<b>Total Wealth</b>		<b>192,883</b>	

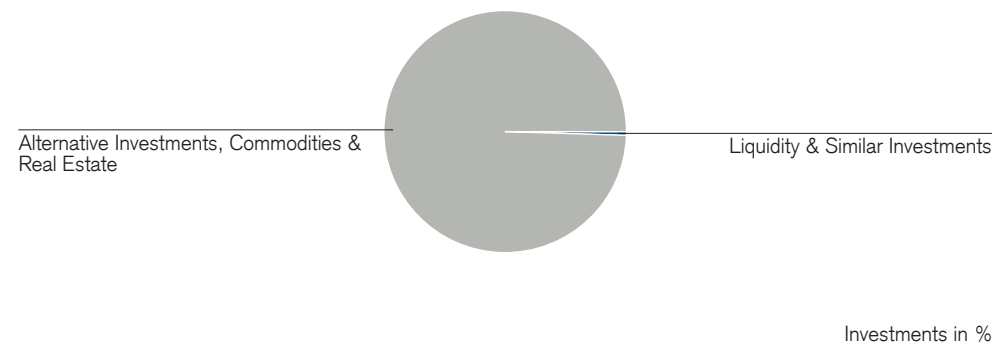
## 1. Overview

### 1.1. Asset Allocation

#### Asset Allocation by Asset Category

As at 3.4.2020

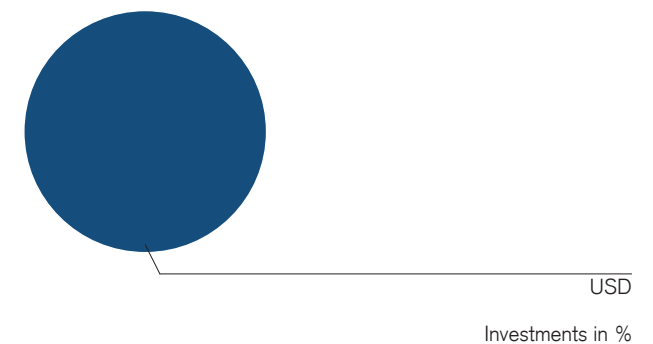
	Asset Value in GBP	Proportion
■ Liquidity & Similar Investments	649	0.34%
■ Alternative Investments, Commodities & Real Estate	192,234	99.66%
<b>Total Investments</b>	<b>192,883</b>	<b>100.00%</b>



#### Asset Allocation by Currency

As at 3.4.2020

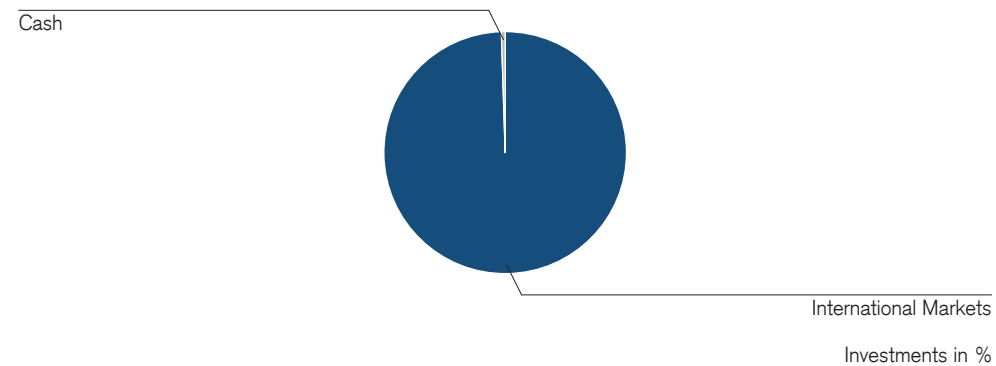
	Asset Value in GBP	Proportion
■ USD - US Dollar	192,883	100.00%
■ GBP - Pound Sterling	0	
<b>Total Investments</b>	<b>192,883</b>	<b>100.00%</b>



## Asset Allocation by Country/ Region

As at 3.4.2020

	Asset Value in GBP	Proportion
■ International Markets	192,234	99.66%
■ Cash	649	0.34%
<b>Total Investments</b>	<b>192,883</b>	<b>100.00%</b>



## 2. Positions

### 2.1. Investment Positions

As at 3.4.2020

Number/ Nominal	Description	Cost Valuation Cost Price Exchange Rate	Book Cost in GBP	Current Valuation Price/ Type Date	Value in GBP of which Accrued Interest Proportion in %	Profit/ Loss Unrealised in GBP of which Instrument of which Forex	P/L Unreal. in % Instr. in % FX in %
<b>Liquidity &amp; Similar Investments</b>							
<b>Accounts</b>							
GBP	0 CURRENT ACCOUNT - CAPITAL 80-10178167 Interest Rate 0.0000% <sup>NM</sup>						
USD	796.47 CURRENT ACCOUNT - CAPITAL 80-10285292 Interest Rate 0.0000% <sup>NM</sup>				649		
					0.34%		
<b>Total Liquidity &amp; Similar Investments</b>					<b>649</b>		
					<b>0.34%</b>		
<b>Alternative Investments, Commodities &amp; Real Estate</b>							
<b>Private Equity</b>							
USD	300,000 Focus Secondaries 2015 LP Investment amount with Shares Class D Interest USD <sup>NM</sup> XF0040759015 Held since: 04.05.2015 Depository: CS SWITZERLAND LTD CLIENT A/C	26% 1.4575 GBP/USD	53,516	78.63% 30.09.2019	192,234	138,718	259.21%
					99.66%	10,049	202.42% 56.79%
<b>Total Alternative Investments, Commodities &amp; Real Estate</b>			<b>53,516</b>		<b>192,234</b>	<b>138,718</b>	<b>259.21%</b>
<b>Total Investments</b>			<b>53,516</b>		<b>192,883</b>	<b>138,718</b>	<b>259.21%</b>
					<b>100.00%</b>		
<b>of which Accrued Interest</b>					<b>0</b>		

### 3. Transactions

#### 3.1. Security Transactions

Period 6.4.2019 - 3.4.2020

Transaction				Transaction Valuation		Cost Valuation	
Trade Date	Value Date	Transaction Type	Number/ Nominal	Price Transaction Currency	Value in GBP Exchange Rate	Cost Price Position Currency	Book Cost in GBP Exchange Rate

### 3.2. Cash Transactions

Period 6.4.2019 - 3.4.2020

Booking Date	Value Date	Transaction Type	Description	Debit	Credit	Balance
<b>Current Account - Capital - 80-10178167/ IBAN: GB32 CSUK 4062 4810 1781 67/ GBP</b>						
<b>Opening balance</b>						<b>0.00</b>
25.04.2019	26.04.2019	Safecustody Fees	Safecustody Fees 01-2019 - 03-2019	148.30		-148.30
08.05.2019	07.05.2019	Account Transfer	FT1912800008		148.30	0.00
24.07.2019	25.07.2019	Safecustody Fees	Safecustody Fees 04-2019 - 06-2019	152.39		-152.39
22.08.2019	21.08.2019	Account Transfer	FT1923400007		152.39	0.00
24.10.2019	25.10.2019	Safecustody Fees	Safecustody Fees 07-2019 - 09-2019	155.63		-155.63
22.11.2019	22.11.2019	Foreign Exchange	459.97 USD FX1932600011 at 1.296521		354.77	199.14
22.11.2019	22.11.2019	Account Transfer	FT1932600038	199.14		0.00
23.01.2020	24.01.2020	Safecustody Fees	Safecustody Fees 10-2019 - 12-2019	145.10		-145.10
04.03.2020	04.03.2020	Account Transfer	FT2006400124		145.10	0.00
<b>Closing balance</b>						<b>0.00</b>

Total costs associated with execution for the period were GBP 0.00

Total management fees for the period were GBP 0.00

### Current Account - Capital - 80-10285292/ IBAN: GB03 CSUK 4062 4810 2852 92/ USD

<b>Opening balance</b>						<b>1,112.04</b>
29.08.2019	23.08.2019	Account Transfer	FOC SEC D DIST FT1924100092		26,562.90	27,674.94
30.08.2019	30.08.2019	Account Transfer	FT1924200092	26,418.50		1,256.44
22.11.2019	22.11.2019	Foreign Exchange	354.77 GBP FX1932600011 at 1.296521	459.97		796.47
<b>Closing balance</b>						<b>796.47</b>

Total costs associated with execution for the period were USD 0.00

Total management fees for the period were USD 0.00

Booking Date	Value Date	Transaction Type	Description	Debit	Credit	Balance
--------------	------------	------------------	-------------	-------	--------	---------

#### Aggregated fees and costs for portfolio 312136-1

Total costs associated with execution for the period were GBP 0.00

Total management fees for the period were GBP 0.00



## 2. Appendix

### 2.1. Explanations

#### Important information about how we hold your money and assets

Where this Report contains information on money held by Credit Suisse (UK) Limited, the money is held by Credit Suisse (UK) Limited (which is a bank) in an account with itself. Credit Suisse (UK) Limited holds such money as banker and not as trustee and as a result the money is not protected as "client money" under the Financial Conduct Authority's ("FCA's") client money rules. In the event of Credit Suisse (UK) Limited's insolvency, the FCA's rules relating to the distribution of client money will not apply.

Unless marked as "NH", assets contained in this Report are held by Credit Suisse (UK) Limited as safe custody assets and are protected under the FCA's custody rules. Items marked NH are not held in custody by Credit Suisse (UK) Limited and may not be protected by the FCA's custody rules. The protection afforded to non-custody assets will depend on the location of the custodian and the type of assets held. Any questions about how non-custody assets are held should be directed to the relevant custodian.

Unless marked as "NM", all assets contained in this Report are subject to The Markets in Financial Instruments Directive and Regulation (MiFID II) regime. Please note that Credit Suisse (UK) Limited does not conclude title transfer financial collateral arrangements (TTCA) with its clients.

#### Asset Classification

If an instrument is classified as 'not classifiable', the instrument is pending its proper classification. As soon this is available in the system, the instrument will reflect the correct classification.

#### Cash Account Transactions

This statement is issued on a trade date basis. Therefore, the closing balance may include transactions executed and not settled. The available balance may be different and will be adjusted by transactions after the Reporting Date. The total costs associated with execution for the period may not include spreads and mark-ups on certain products. A detailed breakdown will be provided on request. Interest is payable on any unauthorised debit balance at the Default Debit Rate, which is currently a fixed rate of 15 per cent per annum. For further information please refer to our Terms and Conditions or speak with your Relationship Manager.

#### Consolidation

Where the Report contains consolidated information across multiple accounts, it may not have been reconciled with the records held by your custodian(s) and therefore should not be relied on as a definitive record of your holdings or their value.

#### Depositor Protection - Financial Services Compensation Scheme

Your deposits with Credit Suisse (UK) Limited are eligible deposits for the purposes of the Financial Services Compensation Scheme (FSCS), the UK's deposit protection scheme. At least annually we will include in your account statement an information sheet setting out basic information on FSCS protection and a list setting out the exclusions from protection. If you would like additional copies at any time, please contact your relationship manager.

For further information about the compensation provided by the FSCS, refer to the FSCS website at [www.fscs.org.uk](http://www.fscs.org.uk).

#### Profit/ Loss calculation

Unrealised profit/ loss is calculated by comparing the current market value (not including accrued interest) with the average book cost. Any transaction costs are included in the profit/ loss calculation. The cost basis for individual lots of securities is maintained according to average cost methodology. This report should not be relied upon for tax purposes.

#### Rounding logic

Values in this investment report are calculated with exact numbers, however when presenting the data, values are rounded and therefore minor rounding differences might occur.

#### Valuation

This Report has been compiled on a trade date basis. Any entries made after the reporting date will not be reflected in this Report irrespective of the transaction date. The total Asset Value reflects capital and accrued income. Cash shown is not necessarily available for investment due to unsettled transactions. FX positions are revalued based on the forward revaluation rate. Interest is accrued on fixed interest, cash and deposits. Securities are ordinarily valued at bid prices as at close of business on the valuation day or most recently available price. Where prices for the same security vary at different price sources, Credit Suisse (UK) Limited maintains the right to choose which pricing source to rely on. Where, in the opinion of Credit Suisse (UK) Limited, an investment is not readily realisable then it shall be valued at such fair valuation as may be determined on each occasion by Credit Suisse (UK) Limited.

It may be difficult to deal in any such investment or to obtain reliable information about its value from an independent source and therefore the valuation determined by Credit Suisse (UK) Limited may not be the precise value at which the investment may be sold. Security pricing may vary from actual liquidation value, and custodial statements. Prices shown should only be used as a general guide to portfolio value. Where no market price is provided for a particular asset, this may be indicative of a lack of liquidity. For further information, please contact your Relationship Manager.

#### **Abbreviations**

XD = Ex Dividend

NH = Items marked NH ("Not Held") are not held by Credit Suisse (UK) Limited ("non-custody assets"). Non-custody assets are included on request, for information purposes only, and all information is based on information provided to Credit Suisse (UK) Limited by the relevant custodian. Credit Suisse (UK) Limited accepts no responsibility for the accuracy of any information in this Report in respect of non-custody assets including, but not limited to, price, valuation and quantity.

NM = Items marked NM ("Non MiFID II") are not subject to The Markets in Financial Instruments Directive and Regulation (MiFID II) regime.

#### **Conversion Rates as at 3.4.2020**

GBP 1 = CHF 1.1975

EUR 1 = GBP 0.8807

GBP 1 = USD 1.2271

## 2.2. Financial Services Compensation Scheme - Information Sheet

### Basic information about the protection of your eligible deposits

Eligible deposits in Credit Suisse (UK) Limited are protected by:	The Financial Services Compensation Scheme ("FSCS") <sup>1</sup>
Limit of protection:	£85,000 per depositor per bank/ building society/ credit union <sup>2</sup>
If you have more eligible deposits at the same bank/ building society/ building society/ credit union:	All your eligible deposits at the same bank/ credit union are "aggregated" and the total is subject to the limit of £85,000. <sup>2</sup>
If you have a joint account with other person(s):	The limit of £85,000 applies to each depositor separately. <sup>3</sup>
Reimbursement period in case of bank, building society or credit union's failure:	20 working days <sup>4</sup>
Currency of reimbursement:	Pound sterling (GBP, £) or, for UK banks operating in other EEA Member States, the currency of that State
To contact Credit Suisse (UK) Limited for enquiries relating to your account:	Credit Suisse (UK) Limited Five Cabot Square London E14 4QR
To contact the FSCS for further information on compensation:	Financial Services Compensation Scheme 10th Floor Beaufort House 15 St Botolph Street London EC3A 7QU  Tel: 0800 678 1100 or 020 7741 4100 Email: <a href="mailto:ICT@fscs.org.uk">ICT@fscs.org.uk</a>
More information:	<a href="http://www.fscs.org.uk">www.fscs.org.uk</a>

#### <sup>1</sup> Scheme responsible for the protection of your eligible deposit

Your eligible deposit is covered by a statutory Deposit Guarantee Scheme. If insolvency of your bank, building society or credit union should occur, your eligible deposits would be repaid up to £85,000 by the Deposit Guarantee Scheme.

#### <sup>2</sup> General limit of protection

If a covered deposit is unavailable because a bank, building society or credit union is unable to meet its financial obligations, depositors are repaid by a Deposit Guarantee Scheme. This repayment covers at maximum £85,000 per bank, building society or credit union. This means that all eligible deposits at the same bank, building society or credit union are added up in order to determine the coverage level. If, for instance a depositor holds a savings account with £80,000 and a current account with £20,000, he or she will only be repaid £85,000.

In some cases eligible deposits which are categorised as "temporary high balances" are protected above £85,000 for six months after the amount has been credited or from the moment when such eligible deposits become legally transferable. These are eligible deposits connected with certain events including:

- certain transactions relating to the depositor's current or prospective only or main residence or dwelling;
- a death, or the depositor's marriage or civil partnership, divorce, retirement, dismissal, redundancy or invalidity;
- the payment to the depositor of insurance benefits or compensation for criminal injuries or wrongful conviction.

More information can be obtained under [www.fscs.org.uk](http://www.fscs.org.uk)

#### <sup>3</sup> Limit of protection for joint accounts

In case of joint accounts, the limit of £85,000 applies to each depositor.

However, eligible deposits in an account to which two or more persons are entitled as members of a business partnership, association or grouping of a similar nature, without legal personality, are aggregated and treated as if made by a single depositor for the purpose of calculating the limit of £85,000.

#### <sup>4</sup> Reimbursement

The responsible Deposit Guarantee Scheme is the Financial Services Compensation Scheme, 10th Floor Beaufort House, 15 St Botolph Street, London, EC3A 7QU, Tel: 0800 678 1100 or 020 7741 4100, Email: [ICT@fscs.org.uk](mailto:ICT@fscs.org.uk). It will repay your eligible deposits (up to £85,000) within 20 working days until 31 December 2018; within 15 working days from 1 January 2019 until 31 December 2020; within 10 working days from 1 January 2021 to 31 December 2023; and within 7 working days from 1 January 2024 onwards, save where specific exceptions apply.

Where the FSCS cannot make the repayable amount available within 7 working days, it will, from 1 June 2016 until 31 December 2023, ensure that you have access to an appropriate amount of your covered deposits to cover the cost of living (in the case of a depositor which is an individual) or to cover necessary business expenses or operating costs (in the case of a depositor which is not an individual or a large company) within 5 working days of a request. Again, there are specific exceptions to this obligation.

In the case of a depositor which is a large company, where the FSCS cannot make the repayable amount available within 7 working days, it will, from 3 July 2015 until 1 December 2016, ensure that you have access to your covered deposits within fifteen working days of a request containing sufficient information to enable it to make a payment, save where specific exceptions apply.

In the case of a depositor which is a small local authority, where the FSCS cannot make the repayable amount available within 7 working days, it will, from 3 July 2015 until 1 June 2016, ensure that you have access to your covered deposits within fifteen working days of a request containing sufficient information to enable it to make a payment, save where specific exceptions apply.

If you have not been repaid within these deadlines, you should contact the Deposit Guarantee Scheme since the time to claim reimbursement may be barred after a certain time limit. Further information can be obtained under [www.fscs.org.uk](http://www.fscs.org.uk).

### Other important information

In general, all retail depositors and businesses are covered by Deposit Guarantee Schemes. Exceptions for certain deposits are stated on the website of the responsible Deposit Guarantee Scheme. Your bank, building society or credit union will also inform you of any exclusions from protection which may apply. If deposits are eligible, the bank, building society or credit union shall also confirm this on the statement of account.

### Exclusions List

A deposit is excluded from protection if:

1. The holder and any beneficial owner of the deposit have never been identified in accordance with money laundering requirements. For further information, contact your bank, bank building society or credit union.
2. The deposit arises out of transactions in connection with which there has been a criminal conviction for money laundering.
3. It is a deposit made by a depositor which is one of the following:

■ Credit institution	■ Reinsurance undertaking
■ Financial institution	■ Collective investment undertaking
■ Investment firm	■ Pension or retirement fund <sup>1</sup>
■ Insurance undertaking	■ Public authority, other than a small local authority

For further information about exclusions, refer to the FSCS website at [www.fscs.org.uk](http://www.fscs.org.uk)

<sup>1</sup> Deposits by personal pension schemes, stakeholder pension schemes and occupational pension schemes of micro, small and medium sized enterprises are not excluded

### 2.3. Legal Information

By reading the information and materials presented in this report (the "Report"), you agree with Credit Suisse (UK) Limited ("Credit Suisse") as follows:

#### Quality of the information in this Report

If you believe there is an error in this Report, you should contact your Relationship Manager at Credit Suisse as soon as possible. In addition, the statement represents a list of securities held on our behalf. If you do not agree with the holdings listed in the positions section, please write to our compliance department who will investigate and advise you of the result of their investigation.

Most of the information provided in this Report has been obtained or calculated by Credit Suisse from its own systems. However, Credit Suisse may in certain circumstances rely on information received from third parties to generate this report. If Credit Suisse does obtain information from third parties, it will take reasonable steps to confirm the reliability of this information.

Where you request a historic valuation, this Report will generally use bid prices and data available at close of business on such valuation date. Periodic Reports will generally use bid prices and data available at close of business on the business day before the date of the Report. There may be circumstances where the values used in the Report are from an earlier date or it is not possible to obtain a reliable value for an investment.

You should note that the values of holdings or liabilities are subject to change at any time, including as a result of foreign currency movements, and some investments may not be realisable at the value stated in this Report.

If there is no established trading market for a holding or liability referred to in this Report, our price or assessment of value may be based on the market value of other comparable investments or such other factors as we may in our discretion determine to be appropriate. Any "mark-to-market" or indicative valuation quotations have been prepared on assumptions and parameters that reflect good faith determinations reached by us. The assumptions and parameters used are not the only ones that might reasonably have been selected and we do not guarantee the accuracy, completeness or reasonableness of any such quotations or analyses.

Credit Suisse reserves the right to change the sources from which it derives the data used to compile this report.

If:

- (i) Credit Suisse relies on information or data supplied by a third party in preparing this Report and there are errors in this information or data; or
- (ii) it is not possible to obtain a current or reliable value for a holding or liability referred to in this Report; or
- (iii) the price, values of, or income from holdings or liabilities referred to in this Report change after the date of this Report,

**Credit Suisse will not be liable for any direct, indirect, incidental, consequential or special damages or loss (including loss of profit or loss of opportunity) arising in contract or tort for any action or inaction taken in reliance on this Report where such damages or loss has arisen as a direct or indirect consequence of the circumstances referred to in (i), (ii) or (iii) above.**

#### Past performance

Past performance should not be taken as an indication or guarantee of future performance, and no representation or warranty, express or implied, is made regarding future performance. The price of, value of and income from any of the holdings or liabilities mentioned in this Report can fall as well as rise.

#### No offer

The information and material presented in this Report do not constitute an offer or a solicitation of an offer to buy or sell investment products or securities, nor do they constitute a prospectus for any securities, nor do they otherwise constitute an agreement to provide investment services. This Report is provided for information purposes only and does not contain all of the information that is material to making any investment decision.

#### No advice

Any information provided in this report does not constitute advice or a recommendation to enter into or conclude any transaction. Before entering into any transaction with us or anyone else, you should ensure that you fully understand the potential risks and rewards and independently determine that it is appropriate for you given your objectives, experience, financial and operational resources, and other relevant circumstances. You should consult with such advisers (including, without limitation, tax advisers, legal advisers and accountants) as you deem necessary.

### **Foreign currency impact**

Where appropriate, we have indicated the currency of a holding or liability and, we have presented certain sections of this Report based on a particular currency. Some holdings or liabilities in a section of the Report may be denominated in a different currency from the currency in which that section of the Report is presented. Exchange rates used to convert values from one currency to another are subject to fluctuations that may have a positive or adverse effect on the value, price or income of the relevant holdings or liabilities referred to in this Report.

### **Taxation**

The levels and bases of taxation may change and this Report should not be relied on for tax purposes. Gains and losses disclosed in this Report may be different from those required to be disclosed for tax purposes. For example, where cost bases for holdings or liabilities are not available.

### **Taxation - Important notice for clients with discretionary accounts only**

From time to time some of the holdings or liabilities referred to in this Report, depending upon your tax status (for example your residency and domicile status), may have certain tax efficiencies for you. The basis on which investment decisions are made in relation to these holdings or liabilities is not related to or influenced by the tax treatment of the relevant product and the overall performance of such products may be adversely affected by future changes in tax legislation.

If you have any questions relating to the tax treatment of a product you should contact your tax adviser.

Credit Suisse (UK) Limited is authorised by the Prudential Regulation Authority and regulated by the Financial Conduct Authority and the Prudential Regulation Authority for the conduct of investment business in the United Kingdom. The registered address of Credit Suisse (UK) Limited is Five Cabot Square, London E14 4QR. If you have any questions regarding the Report, please contact your Relationship Manager.

Copyright © 2020 Credit Suisse (UK) Limited. All rights reserved.