

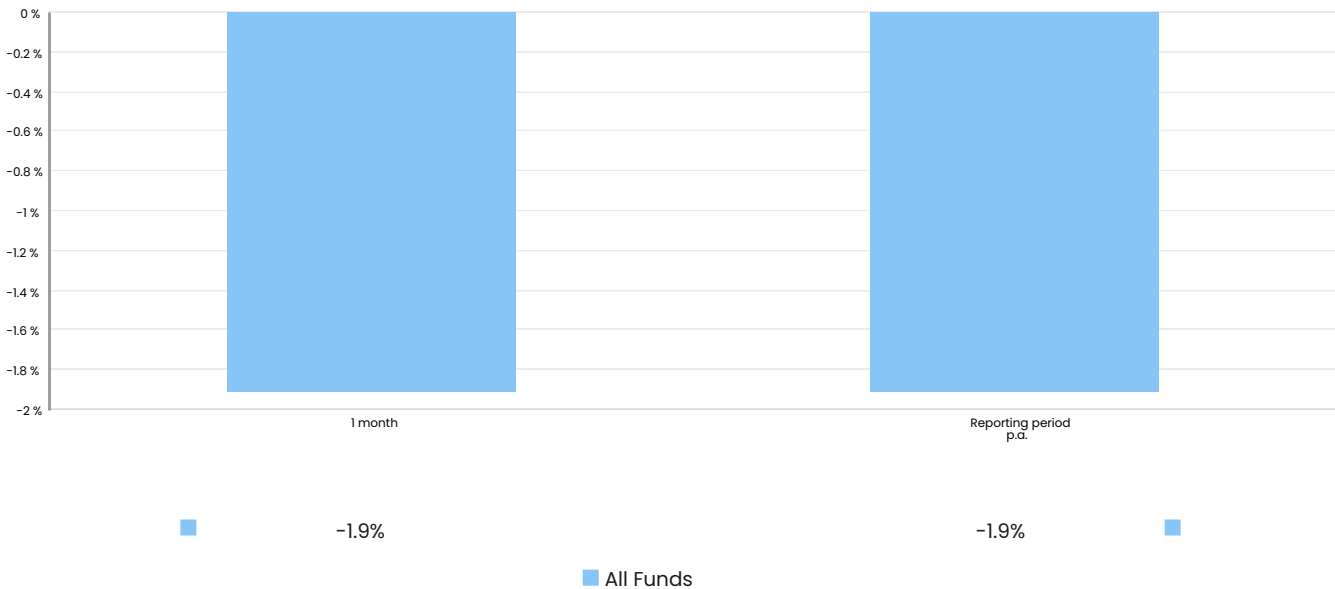
Investment Value and Total Investments less Total Withdrawals from 4 Mar 2023 to 5 Apr 2023



Trustee Investment Account [TIA27092956] and All Funds	Portfolio Value	Total Investments less Total Withdrawals
Total at start date	GBP 1,286,133	GBP 1,336,503
Total at end date	GBP 1,241,764	GBP 1,316,503

This chart shows the daily unit value of your investment over the reporting period shown, allowing for additional investments and withdrawals. The red line shows total investments less total withdrawals over the period shown (at fund level this line will not be shown).

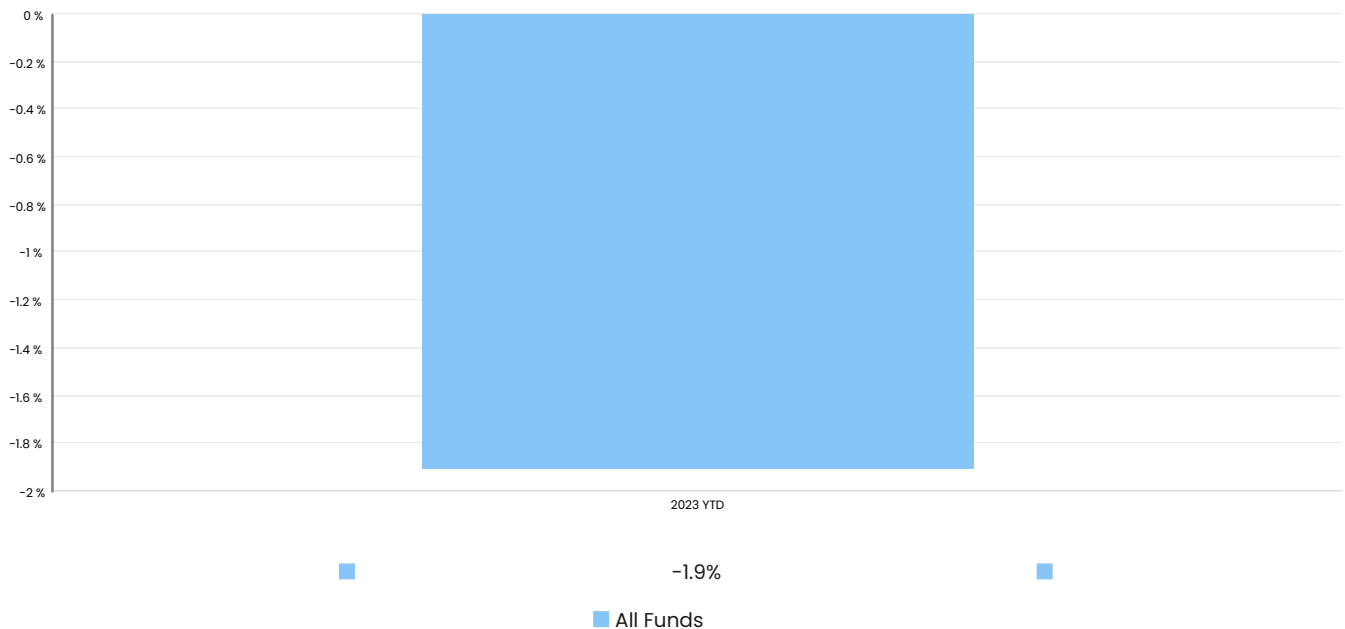
Investor Experience - Cumulative Total Returns from 4 Mar 2023 to 5 Apr 2023



This data shows cumulative total returns based on current unit value, after charges, taking into account the specific timing and amount of additional investments/withdrawals.

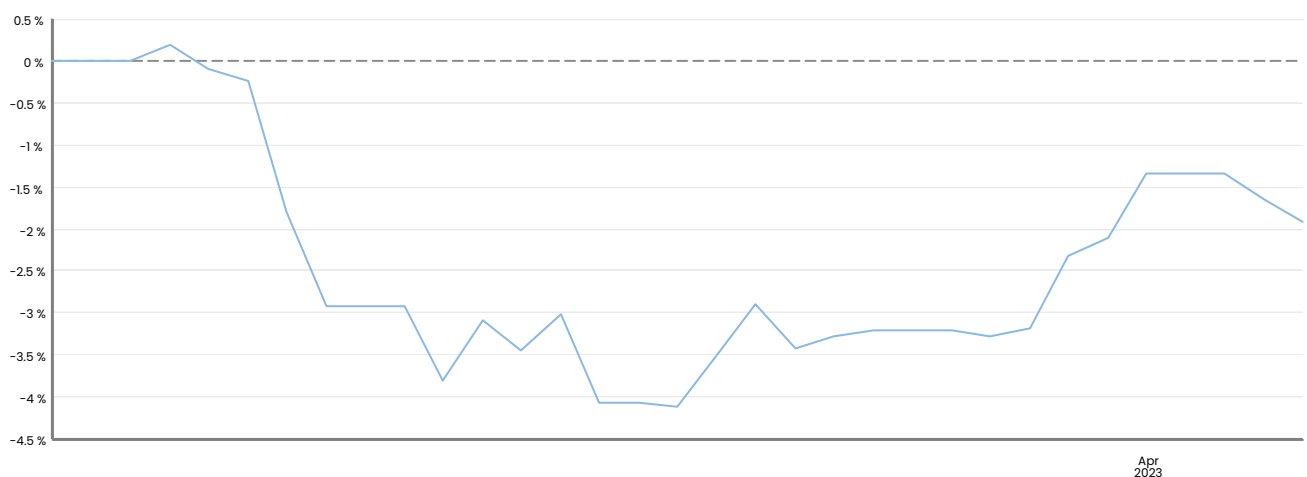
Encashment values may be lower than unit values if early withdrawal charges apply.
 Past performance is not indicative of future performance. The value of an investment and any income received, will be directly related to the performance of the funds selected and may fall as well as rise. You may get back less than the amount invested.
 Report created on 31 January 2024 for The Trustees of the Elljess Investments Ltd Executive Pension Scheme

Investor Experience - Calendar Year Total Returns from 4 Mar 2023 to 5 Apr 2023



This data shows calendar year total returns based on current unit value, after charges, taking into account the specific timing and amount of additional investments/withdrawals.

Cumulative Investment Performance from 4 Mar 2023 to 5 Apr 2023



Trustee Investment Account [TIA27092956]

Rate of return

-1.9%

The chart shows the cumulative performance of your investment over the period shown, after all ongoing charges. Returns are calculated on a daily basis using underlying fund holdings at the start of each day. The calculation eliminates the effect of the timing and the amount of additional investments and withdrawals, demonstrating the cumulative performance of the underlying funds.

Encashment values may be lower than unit values if early withdrawal charges apply.

Past performance is not indicative of future performance. The value of an investment and any income received, will be directly related to the performance of the funds selected and may fall as well as rise. You may get back less than the amount invested.

Report created on 31 January 2024 for The Trustees of the Elljess Investments Ltd Executive Pension Scheme